



CryoStream™ - INTELLIGENT HIGH-PRECISION CRYOTHERAPY WITH BIOFEEDBACK

NON-INVASIVE, HIGHLY EFFECTIVE & SAFE TREATMENT WITHOUT CONSUMABLES

CryoStream™ is High-Precision Cryotherapy

Throughout the ages, any number of inflammations, swellings and wounds have been successfully treated using cold water, ice or snow.

That is why we, **A Squared**, have turned all our expertise into developing a device to produce the state-of-the-art application of this form of therapy.

EUROPEAN TECHNOLOGY

**NON-INVASIVE
SAFE &
EFFECTIVE**

**NO
CONSUMABLES
REQUIRED**

By extracting air from the surrounding environment and cooling it, the **CryoStream™** series generate controlled dosages of cold air.

Temperatures down to -32°C are reached inside the device, which are then blown out through the treatment hose onto the area to be treated.

The possibilities for application of the **CryoStream™** series are enormous. It is much more powerful than the majority of systems in use and its simple colour touch-screen control panel is very user-friendly.

The **CryoStream™** series offers the optimum result for you and your patients.

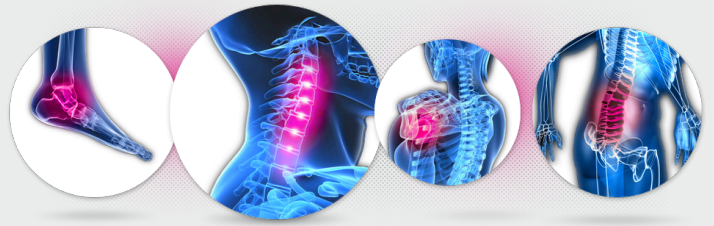


CryoStream™ BENEFITS

- **52 Treatment Protocol Presets:** easily selectable, based on latest scientific studies
- **Custom Protocols** can be added by therapist
- **High-Precision Cryotherapy**, without risk of tissue damage
- **Advanced IR Biofeedback System:** constant temperature on the treatment spot guaranteed
- **Cost-Efficient:** no consumable or additional costs
- **Simple Touch-Screen Operation:** via large colour LCD screen
- **Powerful:** 10 adjustable airflow levels up to 1000 l/min
- **Mobility:** high quality trolley with castor wheels allow great mobility and stability
- **Full day operation** without downtime
- **Made in Europe:** manufactured according to the highest quality manufacturing standards

Physiotherapy:

CryoStream™ allows you to perform high-precision cryotherapy by using surrounding air with a biofeedback system, thereby ensuring a constant temperature on the treated spot. **CryoStream™** doesn't just measure the temperature of the treated area, it precisely adjusts its airflow automatically to control the temperature and keep it constant for the whole duration of the treatment!



CryoStream™ Indications:

- Musculoskeletal pain: arthritis, bursitis, tendinitis, tenosynovitis, myositis, fibrositis, muscle tension, cervical syndrome, post-whiplash, lumbar syndrome or injuries (bruises, strains, sprains) of the muscles or joints.
- Pain reduction, improvement in mobility and reduction of joint stiffness in rheumatic diseases.
- Inflammatory diseases
- Muscle spasm
- Post surgery
- Swelling
- Trigger points

Sports Medicine:



CryoStream™ is ideal for generating rapid, anti-inflammatory response in acute and chronic sports injuries. **CryoStream™** ability to treat with ultimate precision by setting an exact target temperature, and its ability to focus more precisely on the treatment area make it an ideal substitute for ice in the application of the RICE principle (Rest - Ice - Compression - Elevation), eliminating the risk of tissue damage due to frostbite, so often associated with ice and other cryotherapy modalities.

Cosmetology:



CryoStream™ is perfect for cosmetology applications: **CryoStream™** is designed to minimise pain and thermal injury during laser and dermatological treatments and for temporary topical anesthetic relief for injections.

Unlike other cooling methods, such as contact cooling, cryogen spray or ice packs,

CryoStream™ can cool the epidermis before, during and after the laser energy has been applied, without interfering with the laser beam.



CryoStream™



Graphic User Interface:


CryoStream™ allows simple operation via its large-size colour LCD touch-screen:



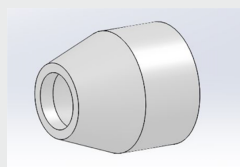
Standard Accessories:

CryoStream™'s temperature-isolated handpiece and three size nozzles allow for high-precision cryotherapy, with the therapist able to adapt to every circumstance.

Handpiece:



Nozzles:



3 sizes:
5 mm, 15 mm, 25 mm



For Distribution Opportunity:

Contact:



sales@asquared.hk | +852 8191 7646

2202 Causeway Bay Plaza One, 489 Hennessy Road, Causeway Bay, Hong Kong

Technical Specifications:

Power Input: 220-240V, 50Hz
Current Cons.: standby 3.5A
max 5A
Fuse: 10A 230V
Power Consumption: 1000W (max.)
Internal Temperature -15°C ... -32°C
Temperature from nozzle: no more than -15°C
Ambient operating Temp.: max 25°C
Ambient Humidity: max 60%
Airflow: 1000 l/min
Refrigerant: R404A

Dimensions: depth 395 mm
width 328 mm
height 715 mm

Weight: 75 kg



Clinical Study References:

1. D.I. Abramson; Physiologic basis for the use of physical agents in peripheral vascular disorders; Archives of physical medicine and rehabilitation; 1965, 46, 216–244.
2. W. Bierman; Therapeutic use of cold; Journal of the American medical association; 1955, 157, 1189–1192.
3. F. Buffaud; De l'intérêt de la cryothérapie gazeuse chez le sportif de haut niveau; Sport Med, mars 1998, 100.35
4. M-B Bollack, A. Wilk; Etude du traitement de l'œdème en chirurgie maxillo-faciale par la cryothérapie gazeuse; Kinésithérapie scientifique, 1998, n° 381, 6-23
5. L.S. Chesterton, N.E. Foster, L. Ross; Skin temperature response to cryotherapy; Arch Phys Med Rehabil 2002, 83, 543-9
6. H. Chick; Cryothérapie gazeuse dans les traitements des traumatismes chez le sportif de haut niveau; sport Med, septembre 1996, 84, 29-33
7. V. Draper; Rééducation post-opératoire du Genou; Electromyographie n° 3, 1991
8. Evans; Cryoanalgesia. The application of low temperature to nerves to produce anaesthesia or analgesia; Anaesthesia; vol. 36, 1981, 1003-1013
9. S. Hillman, G. Delforge; The use of physical agents in rehabilitation of athletic injuries; Clinics in sports medicine; 4 : 431–439, 1985
10. G. Leonard; Myofascial pain and TJM; Electromyography n° 7, 1993
11. R. Meeusen, P. Lievens; The use of cryotherapy in sports injuries; Sport Medicine 1986, 3, 398–414
12. J-L Meier, M. Nirascou; La cryothérapie: indications actuelles et moyen d'application en rhumatologie et rééducation fonctionnelle; Annales de réadaptation et de médecine physique; n° 29, 1986, 197–205
13. M. Nirascou; Cryothérapie: cinétique des températures cutanées et musculaires lors de différentes applications de froid; Ann. Kinésithérapie, 1987, t. 14, n°6, 267-279
14. B. Paratte, P. Calmels; Aspects des techniques de rééducation: les agents physiques dans le traitement de la douleur; J. Réadapt. Méd., 1997, 17 n° 3, 106-111, Masson, Paris
15. E. J. Seidel, C. Wick, P. Gunther; Electric nerve stimulation and cryotherapy with one device: Kens – A new analgesic treatment; Eur. J. phys. Med. Rehabil., 1997, 7, 62–67
16. J. Travell; Ethyl chlorid spray for painful muscle spasm; Archives of physical medicine and rehabilitation, 32, 198-291, 1952 C. Raulin, B. Greve, S. Hammes; Cold air in laser therapy: first experiences with a new cooling system; Laser Surg Med 2000;27(5): 404-410
17. C. MacAuley; Ice Therapy; How Good is the Evidence? Int J Sports Med 2001; 22: 379-384
18. J. Kennet, N. Hardaker, S. Hobbs, J. Selfe; Cooling Efficiency of 4 Common Cryotherapeutic Agents; Journal of Athletic Training 2007;42(3): 343-348.
19. D.G. Simons, J.G. Travell, L.S. Simons; Travell and Simons' Myofascial Pain and Dysfunction: The Trigger Point Manual. Vol 1, 2nd edition. Baltimore: MD Williams and Wilkins 1999.
20. G. Koel; Thermotherapie. De Tijdstroom BV, Lochem, 1983 J.F. Lehmann (ed); Therapeutic heat and cold; Third edition. Baltimore: MD, Williams and Wilkins 1982.
21. J.M. Lee, M.P. Warren; Cold Therapy in Rehabilitation. Bell & Hyman, London, 1978
22. T.J. Hubbard, S.L. Aronson, C.R. Denegar; Does Cryotherapy hasten return to participation? A Systematic Review. Journal of Athletic Training 2004; 39(1) 88-94.